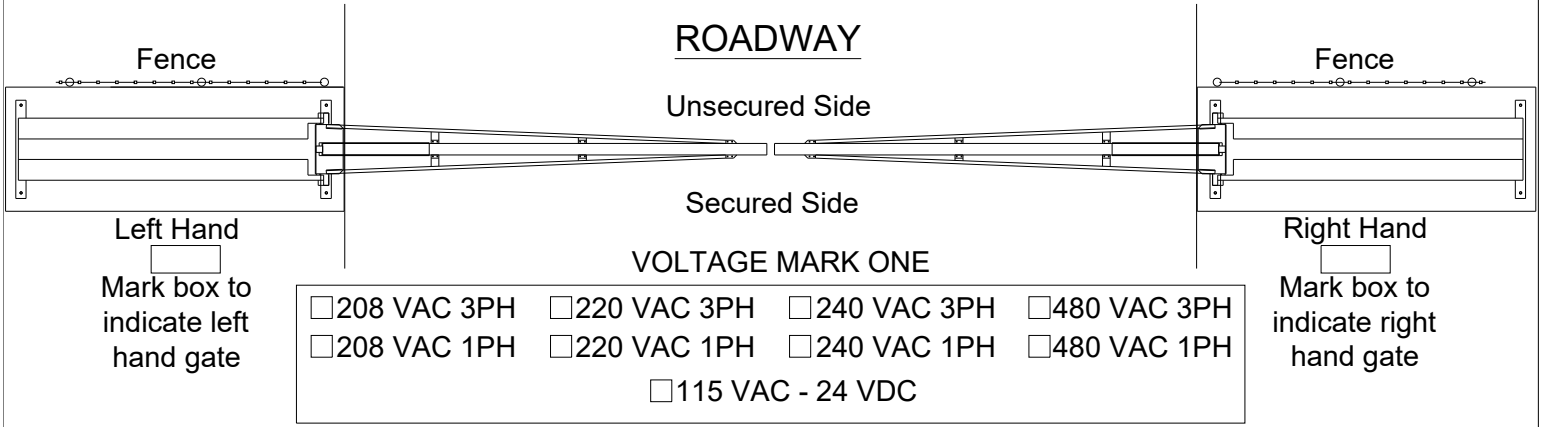
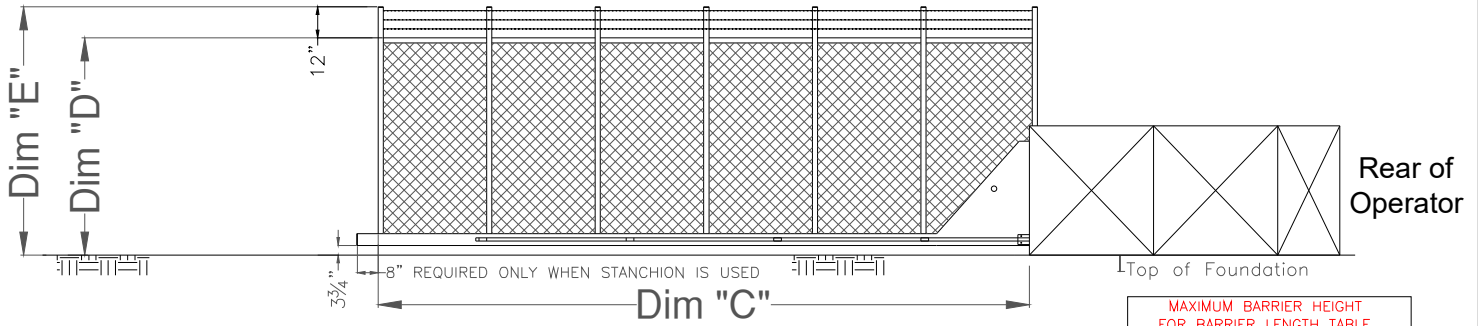


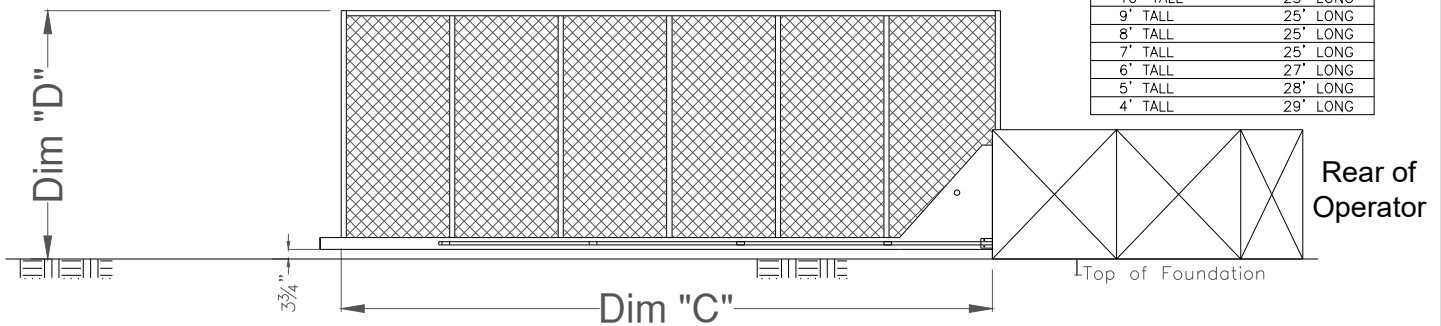
ORDER FORM FOR HYJG



BARRIER STYLE "A" STYLE 1810



BARRIER STYLE "B" STYLE 1810



| MAXIMUM BARRIER HEIGHT FOR BARRIER LENGTH TABLE | |
|---|----------------|
| BARRIER HEIGHT | BARRIER LENGTH |
| 12' TALL | 19' LONG |
| 11' TALL | 21' LONG |
| 10' TALL | 23' LONG |
| 9' TALL | 25' LONG |
| 8' TALL | 25' LONG |
| 7' TALL | 25' LONG |
| 6' TALL | 27' LONG |
| 5' TALL | 28' LONG |
| 4' TALL | 29' LONG |

Note: Clearance between top of foundation and bottom of barrier is 3 3/4". If more or less is required, raise or lower foundation. Barriers 11 feet tall need 13 inches of clearance at rear of operator for barrier guard, and barriers 12 feet tall need 26 inches of clearance for barrier guard.

SPECIFICATIONS TO BE FURNISHED BY PURCHASER

1. Barrier fabricated from aluminum _____
2. Barrier Style "A" _____ Style "B" _____
3. Ornamental Style (circle) 1950 1820 1830 1860 1900 1910 1850 1960 1840
4. Barrier length. Dimension "C" _____
5. Barrier height above ground. Dimension "D" _____
6. Barrier Style "A" height above ground. Dimension "E" _____
7. Ground clearance under barrier decreases from 3 3/4" to 2 1/4" if reversing edge is used.
8. Consult manufacturer if gate requires an extension on bottom of barrier for sloping roadway.

This form to be completed, signed by an authorized agent and returned with purchase order to IDEAL MFG., INC

Company Name _____

Job Name _____

Approved for construction by _____ Date _____